


CONTENDER

STEP UP TO THE PLATE



CONTENDER ELECTRIC GRIDDLE

GRE051 | GRE052 | GRE053 | GRE054 | GRN053



CONTENTS

1.	INTRODUCTION	3
2.	WARNINGS	3
3.	DESCRIPTION & PUPOSE OF THE PRODUCT	3
4.	SAFETY DETAILS	3
5.	USING THE DEVICE	4
6.	TROUBLESHOOTING	7
7.	WARNING SIGNS	7
8.	WARRANTY TERMS.....	8

I. INTRODUCTION

DEAR USER, THANK YOU FOR CHOOSING OUR DEVICE AND FOR YOUR TRUST IN OUR COMPANY. OUR DEVICES ARE USED WITH YOU IN MANY CITIES IN THE COUNTRY. OUR DEVICE IS PRODUCED IN ACCORDANCE WITH THE STANDARDS. WE STRONGLY REMIND YOU TO READ THE USER MANUAL AND HAVE YOUR USER READ IT IN ORDER TO GET THE EFFICIENCY OF THE DEVICE IN ACCORDANCE WITH YOUR EXPECTATIONS AND TO USE IT FOR A LONG TIME. BEFORE CALLING OUR SERVICE, WE ASK YOU TO CONSIDER THE FOLLOWING WARNINGS.

2. WARNINGS








PLEASE READ THE MANUAL IN YOUR HAND CAREFULLY BEFORE INSTALLING AND USING THE DEVICE, MAKE SURE THAT THE USERS OF THE DEVICE READ IT. IF YOU OPERATE THE MACHINE WITHOUT READING THE MANUAL, THE DEVICE WILL BE OUT OF WARRANTY. THE MANUAL THAT GIVES INFORMATION ABOUT THE INSTALLATION, USE, AND MAINTENANCE OF THE PRODUCT YOU HAVE PURCHASED SHOULD BE READ CAREFULLY. THE ELECTRICAL INSTALLATION TO WHICH THE DEVICE WILL BE CONNECTED MUST COMPLY WITH THE LEGAL REGULATIONS. FAILURES IN YOUR INSTALLATION ARE YOUR RESPONSIBILITY. FOR MATTERS THAT YOU ARE HESITANT TO UNDERSTAND OR DO NOT UNDERSTAND, ASK FOR INFORMATION FROM THE NEAREST AUTHORIZED SERVICE BY PHONE. WE HOPE YOU GET THE BEST OUT OF OUR PRODUCT. ON-SITE SERVICE APPLICATION FOR THIS PRODUCT IS SUBJECT TO A FEE.












3. DESCRIPTION & PURPOSE OF THE PRODUCT

THE DEVICE IS PRODUCED FOR COOKING FOOD ON THE GRILL SURFACE IN THE KITCHENS OF INDUSTRIAL FACILITIES (SUCH AS CATERING ESTABLISHMENTS, RESTAURANTS, TOURISTIC FACILITIES, AND BUFFETS). DO NOT USE FOR OTHER THAN INTENDED USE. IT SHOULD BE USED BY PERSONS WHO KNOW THE SAFETY AND TECHNICAL CONDITIONS AND HAVE READ THE USER MANUAL.

SKU/MODEL	POWER	DIMENSIONS	WEIGHT
GRE051	2.5KW/I3AMP	505 X 505 X 215 MM	15 KG
GRE052	3.0KW/I3AMP	705 X 505 X 215 MM	21 KG
GRE053	3.0KW/I3AMP	705 X 505 X 215MM	31 KG
GRE054	3.0KW/I3AMP	705 X 500 X 250 MM	29 KG
GRN053	3 X 1.5KW/2 X I3 AMP	1005 X 505 X 215 MM	30 KG

4. SAFETY DETAILS

-  THE DEVICE WORKS WITH 220-230 VOLT - 50-60 HZ.
-  IF THE ELECTRICAL CONNECTION CABLE IS DAMAGED, REPORT IT TO THE CUSTOMER SERVICE TEAM AT ECATERING.
-  BEFORE CONNECTING THE DEVICE TO ELECTRICITY, IT MUST BE IN THE OFF POSITION.
-  ALL KINDS OF FLAMMABLE SOLID-LIQUID MATERIALS (CLOTHES, ALCOHOL AND ITS DERIVATIVES, PETRO-CHEMICAL PRODUCTS, WOOD AND PLASTIC MATERIALS, CURTAINS, ETC.) SHOULD NEVER BE KEPT IN THE AREA WHERE THE DEVICE IS OPERATING.
-  DO NOT CLEAN WITH PRESSURIZED AND RUNNING WATER.
-  YOU CAN USE OUR DEVICES SIDE BY SIDE WITH OUR OTHER PRODUCTS IN THE SAME SERIES. IT SHOULD BE AT LEAST 30 CM BETWEEN OTHER DEVICES.
-  THIS DEVICE SHOULD BE INSTALLED IN ACCORDANCE WITH CURRENT REGULATIONS AND SHOULD ONLY BE USED IN A VENTILATED AREA. CONSULT THE INSTRUCTIONS BEFORE INSTALLING THE DEVICE AND USING IT.

-  THIS DEVICE SHOULD BE INSTALLED IN ACCORDANCE WITH CURRENT REGULATIONS AND SHOULD ONLY BE USED IN A VENTILATED AREA. CONSULT THE INSTRUCTIONS BEFORE INSTALLING THE DEVICE AND USING IT.
-  THE DEVICE IS MADE FOR INDUSTRIAL USE AND SHOULD ONLY BE USED BY PERSONNEL WHO HAVE RECEIVED TRAINING ON THE DEVICE.
-  THE DEVICE SHOULD NOT BE INTERFERED WITH OTHER THAN THE MANUFACTURER OR A QUALIFIED & CERTIFIED ENGINEER.
-  IN THE AREA WHERE THE DEVICE IS USED, FOR ANY REASON, SUCH AS FIRE FLAME FLASHES, USE A FIRE EXTINGUISHER BY CLOSING THE GAS VALVES AND ELECTRICAL SWITCHES (IF ANY) WITHOUT PANICKING. NEVER USE WATER TO EXTINGUISH THE FLAME.
-  IT MUST BE USED WITH A GROUNDED SOCKET. CHECK THAT THE SOCKET IS GROUNDED.
-  THE USER MANUAL SHOULD BE READ BY THE PEOPLE WHO WILL USE THE DEVICE.
-  KEEP OUT OF REACH OF CHILDREN.
-  DO NOT USE THE DEVICE OTHER THAN THE SPECIFIED PURPOSE. DO NOT INSERT ANY OBJECTS INTO THE VENTILATION HOLES OF THE DEVICE.
-  THE FLOOR ON WHICH THE DEVICE IS USED MUST BE OF NON-COMBUSTIBLE MATERIAL. DO NOT OPERATE NEAR HOT APPLIANCES.
-  THE DEVICE MUST BE VENTILATED. DO NOT OPERATE IN DIRECT SUNLIGHT.
-  USE HEAT-RESISTANT GLOVES TO PROTECT FROM HOT SURFACES.

5. USING THE DEVICE

5.1. FIRST USE

- TAKE THE DEVICE OUT OF ITS BOX AND CHECK WHETHER IT HAS BEEN DAMAGED DURING TRANSPORTATION. DO NOT OPERATE THE PRODUCT IF THERE IS DAMAGE.
- REMOVE THE PROTECTION NYLONS ON THE PANELS. CAREFULLY CLEAN THE PARTS OF THE DEVICE THAT COME INTO CONTACT WITH FOOD. THOROUGHLY WIPE THE OIL ON THE DEVICE WITH A CLOTH. RUN THE DEVICE AND BURN THE REMAINING WASTES.
- SMOKE MAY COME OUT OF THE DEVICE AT FIRST USE. THIS SMOKE COMES FROM THE INSULATING MATERIAL AND ANY OILY PROTECTIVE RESIDUE ON THE COOKING PLATE. THIS IS NORMAL AND SHOULD NOT BE A CONCERN..
- AFTER CLEANING, LUBRICATE THE COOKING PARTS OF THE GRILL, OTHERWISE IT WILL BE OUT OF WARRANTY.
- YOU CAN CLEAN THE GRILL SURFACE WITH A DAMP CLOTH.

5.2. OPERATION

- PLUG THE GRILL INTO THE SOCKET.
- SET THE THERMOSTAT SWITCH TO THE DESIRED TEMPERATURE FOR THE GRILL TO WORK.
- BY TURNING THE THERMOSTAT SWITCH, THE HEATERS START TO WORK AND THE INDICATOR LAMP (SIGNAL LAMP) ON THE THERMOSTAT LIGHTS UP AS LONG AS IT IS WORKING.
- WHEN THE GRILL TEMPERATURE REACHES THE INDICATOR TEMPERATURE, THE HEATERS (RESISTORS) ARE DISABLED (SIGNAL LAMP GOES GREEN).

5.3. SHUTDOWN

- AFTER THE COOKING PROCESS IS FINISHED, TURN THE THERMOSTAT TO THE 0 (ZERO) POSITION (COUNTERCLOCKWISE) AND CLOSE IT COMPLETELY.
- FOR YOUR SAFETY, IT IS RECOMMENDED TO UNPLUG THE DEVICE.
- TO DRAIN THE OIL FROM THE GRILL, SIMPLY USE THE OIL DRAIN DRAWER PROVIDED ON THE APPLIANCE

5.4. SHUTDOWN

- AFTER THE COOKING PROCESS IS FINISHED, TURN THE THERMOSTAT TO THE 0 (ZERO) POSITION (COUNTERCLOCKWISE) AND CLOSE IT COMPLETELY.
- FOR YOUR SAFETY, IT IS RECOMMENDED TO UNPLUG THE DEVICE.
- TO DRAIN THE OIL FROM THE GRILL, SIMPLY USE THE OIL DRAIN DRAWER PROVIDED ON THE APPLIANCE.

5.5. CLEANING

- BEFORE USING THE DEVICE FOR THE FIRST TIME, CLEAN THE ENTIRE OUTER SURFACE AND THE OIL RESERVOIR WITH A SPONGE AND LIQUID CLEANING MATERIAL.
- AFTER EACH USE OF THE DEVICE, THE BURNT OIL IN THE TRAY OIL RESERVOIR AND THE LIQUIDS FORMED AS A RESULT OF OVERFLOW MUST BE CLEANED.
- UNCLEARED OILS MAY CAUSE ODOUR AND HARBOR BACTERIA.
- DO NOT USE CHEMICAL CLEANING MATERIALS SUCH AS SALT SPIRIT, CIF ETC. DURING CLEANING.

5.6. MAINTENANCE

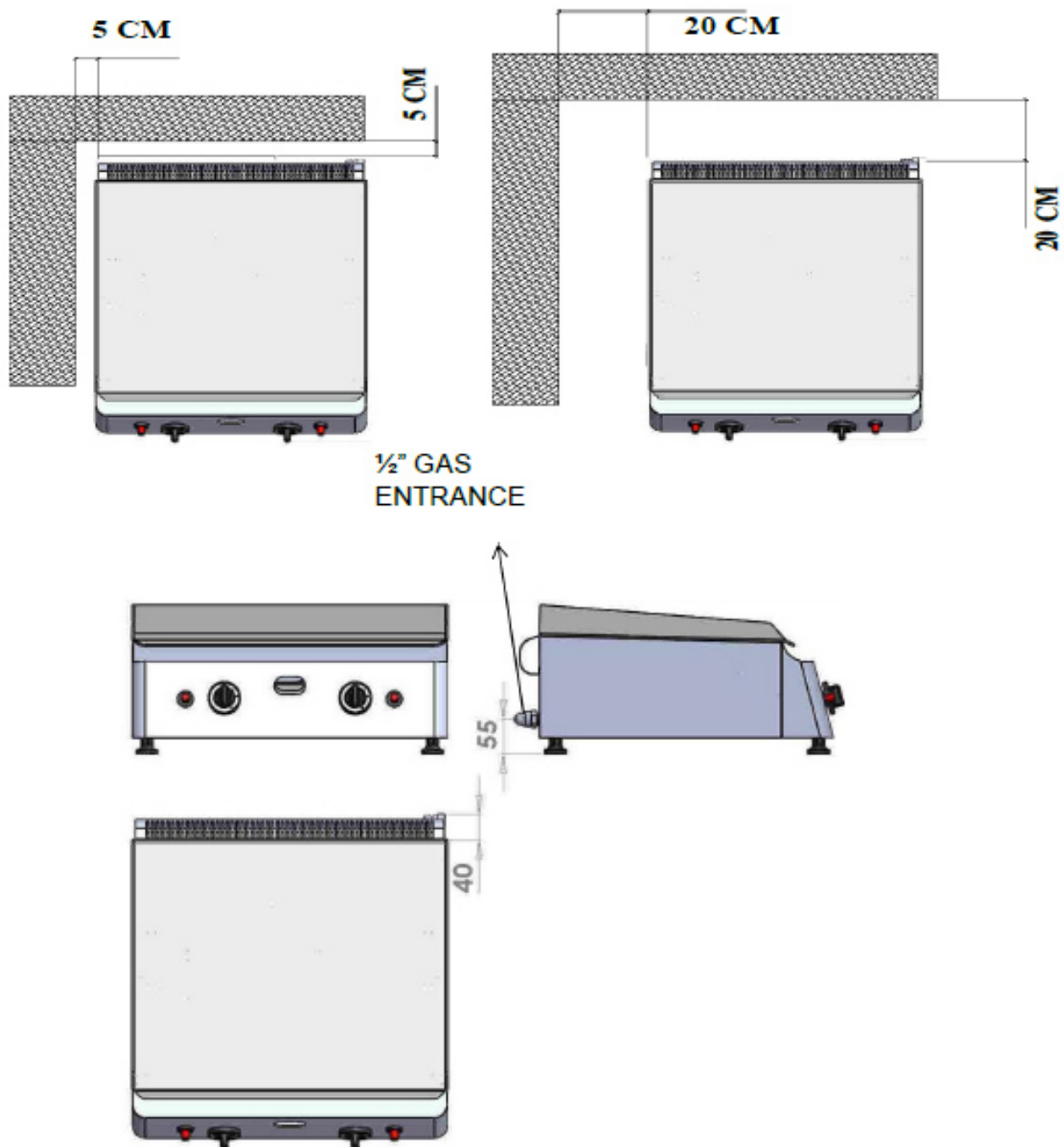
- THIS PERIODIC MAINTENANCE MUST BE CARRIED OUT BY A TECHNICAL STAFF.
- DEPENDING ON THE FREQUENCY OF USE, WE RECOMMEND MAINTENANCE AT LEAST EVERY 6 MONTHS.
- EVEN IF IT IS WITHIN THE WARRANTY PERIOD, THE MAINTENANCE OF THE DEVICE BY OUR TECHNICAL SERVICE STAFF IS SUBJECT TO A FEE IN CASE OF MALFUNCTIONS CAUSED BY PERIODIC MAINTENANCE AND NON-MAINTENANCE OR MISUSE.

5.7. TRANSPORT AND REPLACEMENT

- THE DEVICE CAN BE TRANSPORTED BY HAND WITH HUMAN POWER OR BY MEANS OF PALLET TRUCKS, ETC. IT SHOULD BE CARRIED UPRIGHT AS IN THE OPERATING POSITION.
- IT SHOULD BE MOVED IN A BALANCED MANNER AND SHOULD BE MOVED SLOWLY TO AVOID SHAKING.
- CARE MUST BE TAKEN NOT TO DROP THE DEVICE AND NOT TO HIT ANYTHING DURING TRANSPORTATION
- IN ORDER TO RELOCATE THE APPLIANCE; THERMOSTATS FOR THE PRODUCT SHOULD BE TURNED OFF AND THE DEVICE SHOULD BE UNPLUGGED, AND IF IT IS HOT, IT MUST BE ALLOWED TO COOL DOWN.
- AFTER REASSEMBLY, GROUNDING AND OPERATION OF THE APPLIANCE MUST BE CHECKED..

5.8. INSTALLATION OF THE DEVICE

- THE FEET OF THE COUNTERTOP WHERE THE DEVICE WILL BE PLACED MUST BE ADJUSTED AND IT MUST BE ENSURED THAT THE DEVICE IS SITUATED ON A FLAT SURFACE
- THE ELECTRICAL CONNECTION OF THE DEVICE SHOULD BE CHECKED BY A QUALIFIED ELECTRICIAN.
- THE ELECTRICAL CONNECTION MUST BE MADE BY PLACING A 30 MA RESIDUAL CURRENT FUSE IN THE SUPPLY FUSE AGAINST THE DANGER OF LEAKAGE CURRENT.
- THE ELECTRICAL INSTALLATION OF THE DEVICE MUST BE GROUNDED BY CONNECTING IT TO THE GROUNDING BAR ON THE NEAREST PANEL.
- PARTITIONS AROUND THE DEVICE LOCATION SHOULD BE AT LEAST 5 CM FROM THE WALLS IF THEY ARE MADE OF NON-COMBUSTIBLE MATERIAL, OTHERWISE AT LEAST 20 CM.
- FIRE PROTECTION RULES MUST BE OBSERVED
- THE FLOOR ON WHICH THE DEVICE WILL BE PLACED MUST BE SMOOTH AND LEVEL. IF THE UNDER-SET IS TO BE PLACED ON A BENCH, THE BENCH LEGS MUST BE ADJUSTABLE AND THE BALANCE MUST BE ENSURED. THE COUNTER TOP SURFACE MUST BE MADE OF NON-FLAMMABLE MATERIAL.
- SAFETY DETAILS AND INSTALLATION CONDITIONS MUST BE CHECKED BEFORE INSTALLATION.
- THE ELECTRIC CONNECTION TO THE DEVICE IS MADE BY MAKING SURE THAT THE INSTALLATION IS SUITABLE FOR THE VOLTAGE AND POWER SPECIFIED ON THE LABEL ON THE DEVICE.
- IF PARTS OTHER THAN ORIGINAL PARTS ARE USED, THE DEVICE IS OUT OF WARRANTY.



5.9. EFFICIENCY USE (EFFICIENT USE OF ENERGY)

- TURN OFF YOUR DEVICE WHEN NOT IN USE.
- DO NOT FORGET TO CLEAN THE DEVICE. STRICTLY COMPLY WITH THE USAGE OF THE DEVICE. THE AMBIENT OPERATING TEMPERATURE OF THE DEVICE PROVIDES THE MOST APPROPRIATE EFFICIENCY AT 24 DEGREES. THE OPERATING TEMPERATURE RANGE IS -5 AND +40 DEGREES.






6. TROUBLESHOOTING

ISSUE	CAUSES	SOLUTIONS
THE DEVICE DOES NOT OPERATE	THE DEVICE MAY NOT BE RECEIVING ELECTRICITY	CHECK THE ELECTRIC CONNECTION
	CIRCUIT BREAKER MAY NOT BE OPEN	CHECK THE FUSE BOX CONNECTION
THE DEVICE DOES NOT COOK WELL	TEMPERATURE ADJUSTMENT BUTTON IS NOT WORKING OR TEMPERATURE SETTING MAY BE WRONG	CHECK THE TEMPERATURE SETTING
THE DEVICE HAS STOPPED WORKING	THE DEVICE MAY STOP DUE TO LOW VOLTAGE	CHECK THE VOLTAGE

6.1. SERVICE AND SPARE PARTS STATION

UNIT 7 JADE BUSINESS PARK, SPRING ROAD, MURTON, COUNTY DURHAM SR7 9DR. T: 0333 358 3678. E: SALES@ECATERING.CO.UK

7. WARNING SIGNS

	WARNINGS ABOUT DANGEROUS SITUATIONS RELATED TO THE SAFETY OF LIFE AND PROPERTY.
	WARNING: RISK OF ELECTRICAL SHOCK
	WARNING: HOT SURFACE
	WARNING: HIGH TEMPERATURE - DO NOT TOUCH WHEN IN USE
	IMPORTANT INFORMATION AND USEFUL TIPS FOR USING THE DEVICE. THIS DEVICE MUST BE INSTALLED IN ACCORDANCE WITH REGULATIONS AND SHOULD ONLY BE USED IN A WELL-VENTILATED AREA. CONSULT THE INSTRUCTIONS BEFORE INSTALLING AND USING THE DEVICE.



WARNING! GROUNDING ELECTRICITY CIRCUIT

BE CAREFUL OF ELECTRICAL CABLES!

- THE DISTANCE BETWEEN THE TUBE AND THE DEVICE MUST BE MINIMUM 500MM.
- THERE SHOULD BE A MINIMUM OF 200MM BETWEEN THE DEVICE AND THE SIDE WALLS

8. WARRANTY TERMS

- DOCUMENTS WITHOUT SALES DATE, FACTORY AND SELLER COMPANY APPROVAL ARE INVALID. IN ORDER TO BENEFIT FROM THE WARRANTY, THE SALES (INVOICE, ASSEMBLY REPORT, ETC.) DOCUMENT MUST BE SHOWN.
- ALL CONTENDER PRODUCTS COME WITH A 24 MONTHS PARTS ONLY WARRANTY.
- THE DEVICE IS GUARANTEED AGAINST MALFUNCTIONS CAUSED BY MATERIAL AND WORKMANSHIP DEFECTS IF IT IS ASSEMBLED AND USED AS DESCRIBED IN THE ASSEMBLY, USE AND MAINTENANCE MANUAL.
- THE MANUFACTURER DETERMINES THE DETECTION, REPAIR METHOD AND LOCATION OF THE MALFUNCTIONS COVERED BY THE WARRANTY.
- WARRANTY COVERAGE BELONGS ONLY TO THE GUARANTEED DEVICE IF THE INSTALLATION, USE AND MAINTENANCE MANUAL AND WARRANTY CONDITIONS ARE COMPLIED WITH, NO RIGHTS OR COMPENSATION CAN BE CLAIMED UNDER ANY OTHER NAME.
- THE WARRANTY IS VOID IF THE INFORMATION ON THE WARRANTY CERTIFICATE OR ON THE WARRANTED DEVICE INDICATING THE TYPE, MODEL AND SERIAL NUMBERS OF THE DEVICE IS SCRATCHED, ERASED OR MODIFIED.
- THE WARRANTY ONLY INCLUDES MAINTENANCE AND REPAIR AGAINST DEFECTS IN MATERIALS AND WORKMANSHIP THAT MAY OCCUR WITHIN THE VALID PERIODS. FAILURES AND PARTS WITHIN THE SCOPE OF THE WARRANTY ARE REPAIRED AND REPLACED FREE OF CHARGE.
- DURING THE WARRANTY PERIOD, ONLY SERVICE PERSONNEL AUTHORIZED BY THE MANUFACTURER CAN INTERVENE IN MALFUNCTIONS. INTERVENTION OF UNAUTHORISED PERSONS MAY EXCLUDE THE DEVICE FROM THE WARRANTY.
- INSTALLATION MUST BE DONE AS SPECIFIED IN THE INSTRUCTIONS. IN CASE OF CHANGING THE ADDRESS OF USE OF THE DEVICE, IT MUST BE NOTIFIED IN ACCORDANCE WITH THE RELOCATION AND ASSEMBLY INSTRUCTIONS.
- IN CASE OF ANY MALFUNCTION DURING USE, THE AUTHORISED SERVICE SHOULD BE NOTIFIED.
- ANY DAMAGES AND MALFUNCTIONS THAT MAY OCCUR DURING THE SHIPMENT PROCESS SUCH AS LOADING AND UNLOADING OUTSIDE THE RESPONSIBILITY OF THE MANUFACTURER WILL BE TREATED OUT OF WARRANTY. THE ELIMINATION OF DAMAGES AND MALFUNCTIONS CAUSED BY EXTERNAL FACTORS DURING THE USE OF THE DEVICE IS OUT OF WARRANTY.
- IN THE BUILDING WHERE THE DEVICE WILL BE CONNECTED, THE INSTALLATION MUST BE IN ACCORDANCE WITH THE REGULATIONS, AND ALL NECESSARY MEASURES MUST BE TAKEN TO ENSURE THE SAFETY OF LIFE AND PROPERTY.
- IF THE ABOVE IS NOT OBSERVED OUR COMPANY WILL NOT ACCEPT RESPONSIBILITY.


PRODUCTS:

- THE INTERVENTION OF UNAUTHORISED PERSONS VOIDS THE WARRANTY OF THE DEVICE.
- IN CASE OF ANY MALFUNCTION DURING USE, THE AUTHORISED SERVICE SHOULD BE NOTIFIED.
- ELIMINATION OF DAMAGES AND MALFUNCTIONS THAT MAY OCCUR DURING THE LOADING, UNLOADING AND SHIPMENT PROCESSES, WHICH ARE NOT UNDER THE RESPONSIBILITY OF THE SUPPLIER, ARE OUT OF WARRANTY. LIKewise, THE REMOVAL OF DAMAGES AND MALFUNCTIONS CAUSED BY EXTERNAL FACTORS DURING THE USE OF THE DEVICE IS NOT GUARANTEED.
- ANY DISPUTE OR CLAIM ARISING OUT OF OR IN CONNECTION WITH IT (INCLUDING ANY NON-CONTRACTUAL DISPUTE OR CLAIM) SHALL BE GOVERNED BY AND CONSTRUED IN ACCORDANCE WITH ENGLISH LAW.

ISSUES NOT COVERED BY WARRANTY:

- CLEANING OR BOILING OUR PRODUCTS WITH SALTWATER, BLEACH, OR ACIDIC SUBSTANCES
- SCRATCHING OF PRODUCTS BY RUBBING WITH HARD MATERIALS.
- MALFUNCTIONS CAUSED BY MISUSE OF PRODUCTS AND USER ERROR.
- DIRECT CONTACT OF PRODUCTS WITH FIRE.
- MAKING REPAIRS TO OUR PRODUCTS BY THE USER.
- MALFUNCTIONS THAT MAY OCCUR DUE TO NON-COMPLIANCE WITH THE PRODUCT USAGE INSTRUCTIONS.
- OUR PRODUCTS COMPLY WITH EEE REGULATIONS

LABELS:

RG Distributors Ltd t/a ECATERING Unit 7 Jade Business Park, Spring Road, Muton, County Durham, SR7 9DR Telephone: (+44) 333 358 3678 Email: sales@ecatering.co.uk Website: www.ecatering.co.uk		
Product Name		
Model/Type		
Power/Watt		
Production Date		
Country of Production		
Category		
Voltage		
CAUTION!.. This device should be installed in accordance with current regulations and should only be used in well-ventilated areas. Instructions must be followed before and after use.		





GRE051 • CONTENDER GRIDDLE 500MM ELECTRIC - FLAT PLATE
GRE052 • CONTENDER GRIDDLE 700MM ELECTRIC - FLAT PLATE
GRE053 • CONTENDER GRIDDLE 700MM ELECTRIC - HALF RIBBED
GRE054 • CONTENDER PREMIUM GRIDDLE 700MM ELECTRIC - HALF RIBBED
GRN053 • CONTENDER GRIDDLE 1000MM ELECTRIC - FLAT PLAT



STEP UP TO THE PLATE